

NOT ALL HEROES WEAR CAPES:

*Who are your favorite comic book characters?
Do you have a favorite superhero?*

Think about what superheroes do to protect the world. Do they fly around and catch a plane as it falls from the sky? Maybe they use their super strength to keep a building from collapsing or to stop their arch nemesis from attacking their city!

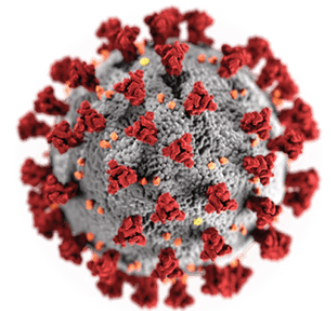
Superheroes are larger than life characters with special powers and abilities, who often wear some sort of costume or special armor. But not all heroes wear capes!

Right now, the world is facing a pandemic and our everyday lives have changed a lot in order to keep as many people as safe as possible. With the current call to stay home, most of us have had to stop going to school or work and are tucked safely in our houses. But not everyone.

There are thousands of people who still go to work every day, whose jobs are considered very important and necessary in order for the rest of us to remain safe.

These are the Covid-19 Heroes!

You may be able to guess some of these heroes very easily, but there are plenty others you may not think of!



List a few jobs that you think make someone a Covid-19 Hero.

-
-
-
-
-
-

To honor their hard work, let's make a comic book where they are the superhero!

How to Make a Comic Book:

1. Pick your Covid-19 Superhero

First you need to choose your main character. Who do you want to be your Covid-19 superhero? Be creative! Think about what they look like, where they work. How do they dress? Do they have super powers? What do they do every day?

*Stuck on who to pick?
Here are a few examples
of our everyday heroes:*

- Health Professionals: Doctors, Nurses, Pharmacists
- Food Service Workers: Grocery workers, Waiters, Food delivery people
- Sanitary Workers: Garbage collectors, Janitors
- Transportation Workers: Bus drivers, Airport Workers, Train Conductors
- First Responders: Firefighters, Police, Paramedics
- Teachers
- Parents, Guardians, Caregivers

2. Develop your plot

Now that you have your main character, you need to come up with the story you want to tell. Every hero faces an obstacle they need to overcome, so let's start with that.

What's the conflict? Is there a super villain? Is it the Corona Virus? Maybe a giant is trying to keep a deliveryman from making his food delivery on time. Or a glob monster is sticking people together, making it impossible for them to social-distance.

In figuring out your hero's conflict, you may also come up with other characters that will play a role in your comic. Some of these characters will have big roles and others small. They may move the plot along.



3. Write it down

It's important to stay organized, so take what you have come up with and write it down. Make a list of your characters with your main characters at the top. Then in a few sentences write down the idea for your comic book and the basic plot/story.

4. Make a script

Some comics have written narration, but the story is mostly driven by the illustrations and the dialogue that accompanies them. So it's important to figure out what your characters are going to say before you start drawing.

Write the dialogue, including any actions the characters might be doing (laughing, flying) or emotions they are feeling (sad, happy, afraid)

5. Start drawing!

Starting with the first box at the top left corner, work your way across the page. But remember to only draw the important scenes. Think of each panel as a photograph, only capturing what happened in that moment. You're only going to have room for the scenes that have the most meaning.



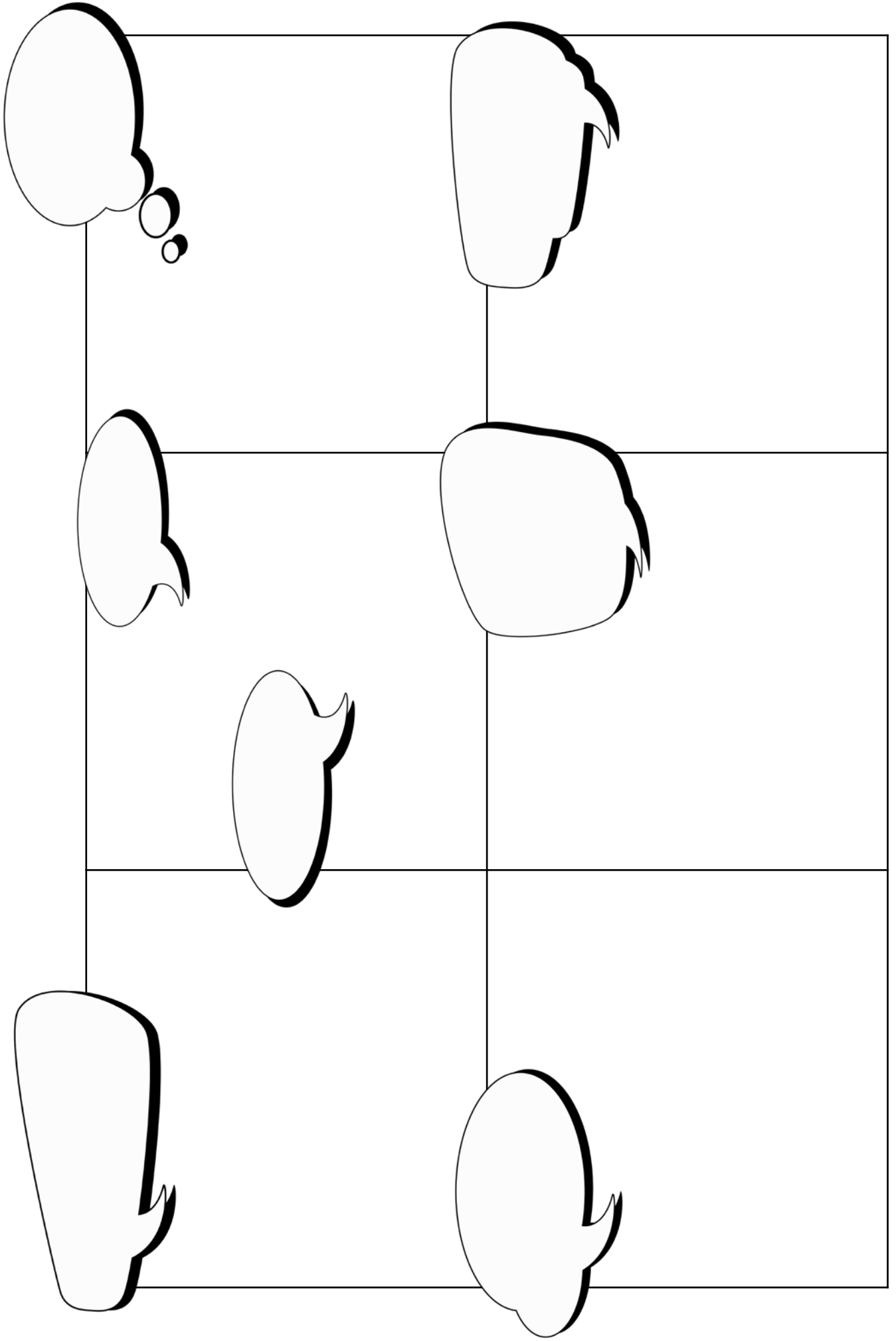
For example, let's imagine that you are telling a story about a firefighter kicking down a door to a burning building. Rather than drawing one panel of him lifting his foot, another of him kicking the door, and then a third of the door falling from its hinges, just draw his foot against a door that is already shattering to pieces. And maybe throw in a sound effect bubble that says "POW!" or "BAM!" just for fun!

Templates:

If you don't feel like drawing, head over to [storyboardthat.com](https://www.storyboardthat.com) for an online comic book creating experience!

<https://www.storyboardthat.com/storyboard-creator>

Name: _____



Name: _____

--

--


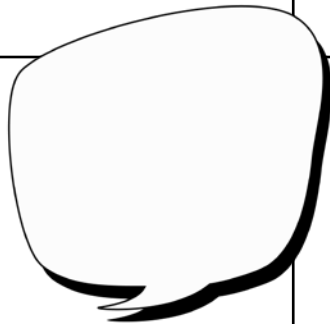
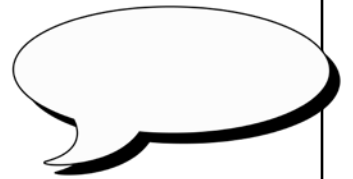
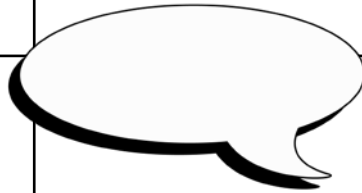


--

--

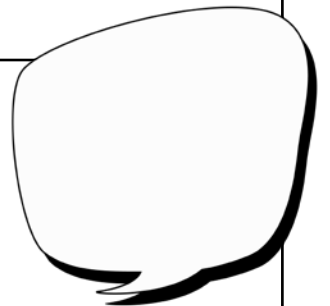
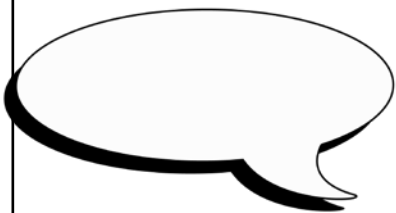



--

--

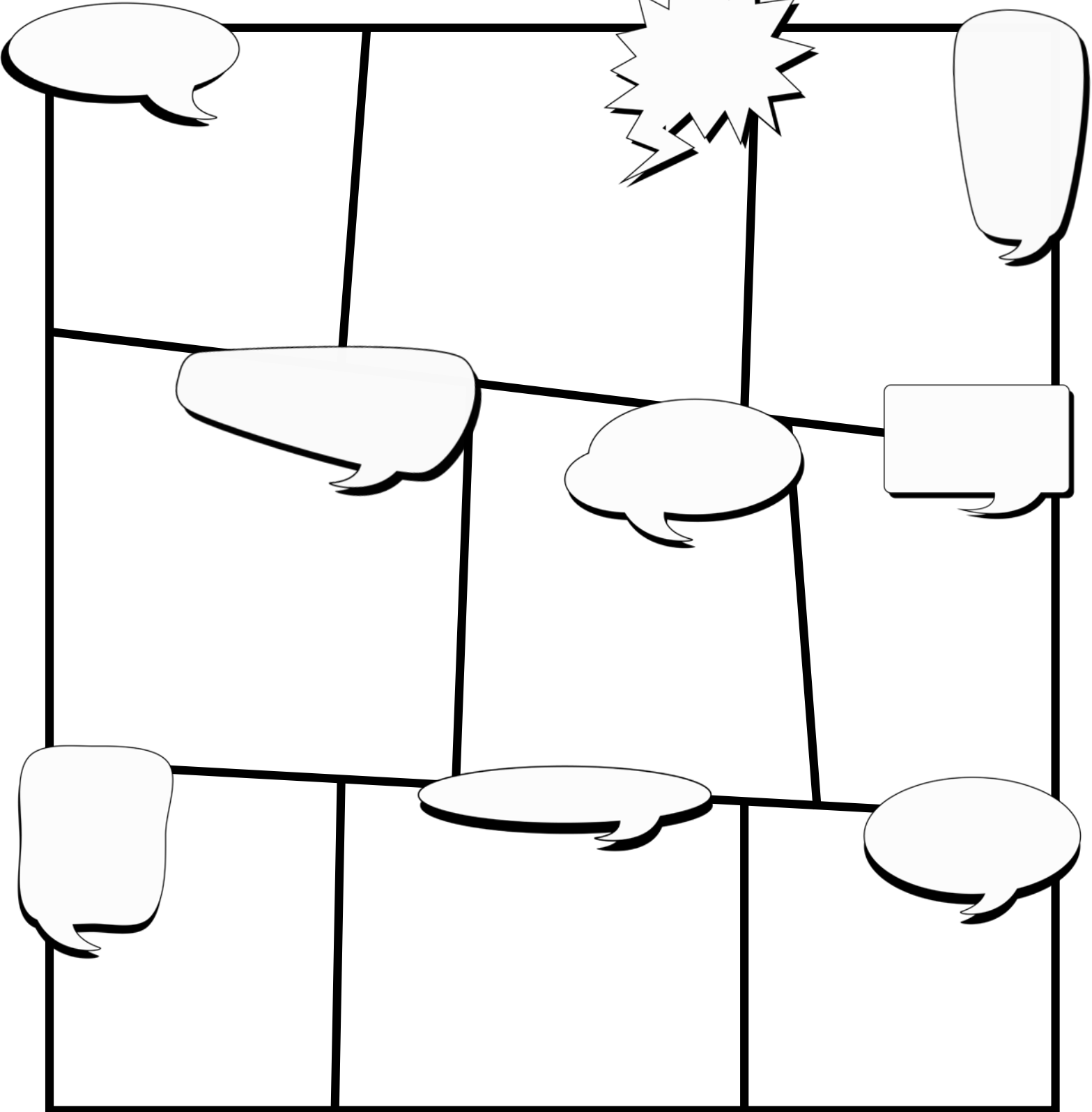
Name: _____



Name: _____



Name: _____



Name: _____

--

--

--

--

--

--

--

--

--